

BOX EC 1200 x 800 – 1200 x 1000

box EC is 100% recyclable, foldable and returnable, with long service life, which can offer an ergonomic solution and volume efficiency for the storage and transport of all kind of products.

box is able to meet all possible requirements of our customers. Its construction provides a complete adaptation to intensive use in logistics and circuits for use in rotation.



SOSTENIBILIDAD SUSTAINABILITY DURABILITÉ NACHHALTIGKEIT ODRŽIVOST UDRŽATEĽNOSŤ
TRAJNOST KESTÄVÄ KEHITYS CYNALIADWYEDD УСТОЙЧИВОСТ ΒΙΣΙΜΟΤΗΤΑ תּוֹרִיבֵּס תּוֹרְחָא
DUURZAAMHEID FENNTARTHATÓSÁG INBHUAINE SJÁLFBERNI SOSTENIBILITÀ BÆREKRAFT TRWAŁOŚĆ
SUSTENTABILIDADE BÆREDYGTIGHED SUSTENABILITATE УСТОЙЧИВОСТЬ ОДРЖИВОСТ
HÅLLBAR SÜRDÜRÜLEBİLRLİK JÄTKUSUUTLIKKUSE ILGTSPĒJĪBA TVARUMO

Technical specifications

External dimensions:

Length: 1200 mm
 Width: 800 mm / 1000 mm
 Height: H+140 mm
 Folding height: (S.S):300 mm
 Stacking height: H+120 mm
 H= Sleeve height

Internal dimensions:

	STANDARD	SANDWICH SYS.
Length:	1160 mm	1145 mm
Width:	760 /960 mm	745/945 mm
Usable height:	H-70 mm	H-70 mm

Weight: (± 3%) 1200x800 1200x1000

Pallet:	10.6 kg	13.3kg
Lid:	6.3 kg	8.3kg
Sleeve:	Acc. dimension and Gr/m2	
Runners:	3.0 kg	3.4 kg

Load capacity*:

400 kg
 - Stacking (1+3) 1200 kg
 - Racking with runners : 400 kg
 *Uniform load with 3000 gr/sqm sleeve

Temperature:

Use: from -10°C to 40°C

Materials:

Pallet,lid,runners: PPC recycled raw material
 Sleeve: PPC recycled or virgin raw material

Features

- Pallet, lid and runners in injection-compression technology.
- Easy handy and assembling.
- Made with 100% recycled materials.
- Without metal reinforcements.
- Pallet and lid nestables.
- 4 ways.
- 4 locking systems in pallet and lid.
- Sleeve: standard thickness 10 mm
- Sleeve: standard weight 3000 gr/m2
- Sleeve: Height till 1580 mm (acc. to customer needs).

- Sleeve: Folding into the box:

1200x800

Till 760 mm height, 'M' folding;
 From 761 mm to 1160 mm 'Z' folding.

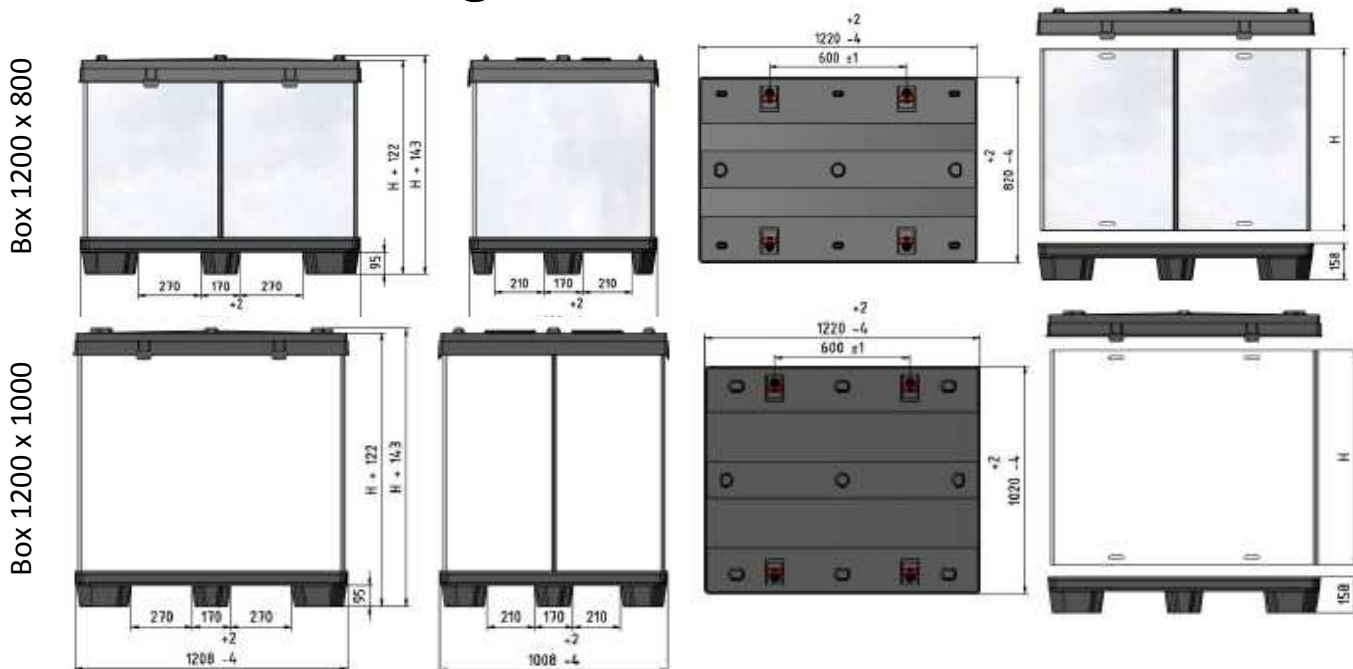
1200x1000

Till 960 mm height, 'M' folding;
 From 961 mm to 1160 mm 'Z' folding.

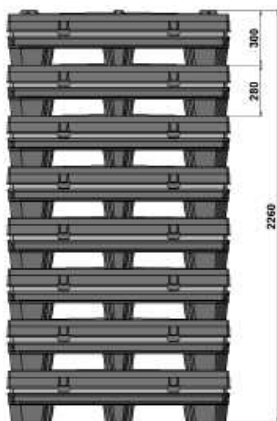
Options:

- Unloading flap on sleeve (standard 800x350 mm).
- Open or closed sleeve edge.
- Handles on lid.
- Without locking systems in lid (minimum order).
- Runners to be used on rack or rolls till 400 kg (Box height is + 20 mm.)
- Documents holders.
- Print on sleeve, lid or pallet.
- Sandwich system with small sleeve (160mm.)
- Sleeve area weight: 2000, 2500, 3000, 3500 y 4000 Gr/m2.
- ESD quality.

Technical drawing



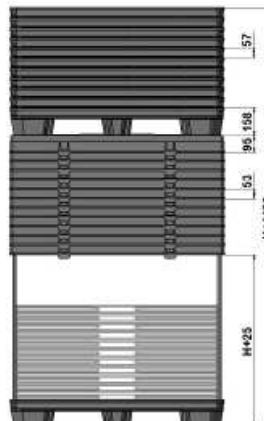
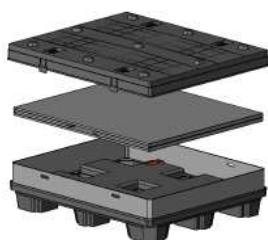
Return system



Sandwich system

Returning empty: **8 BOXES**

- 1 sleeve folded into the Box.
- ratio= 3:8 (loaded with 1+2)
- 1:4 (loaded with 1+1)



Standard system

Returning empty: **12 BOXES**

- 11 sleeves folded into the box.
- ratio= 1:4 (loaded with 1+2)
- 1:6 (loaded with 1+1)